

Patient Instructions for Doxy.me Telehealth

How to Schedule an Appointment

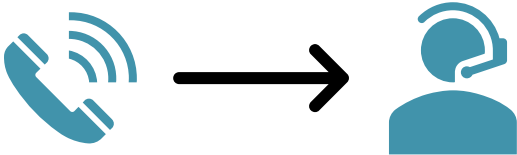
An appointment request can be made 2 ways:

1. Patient can request an appointment via our website under Request Appointment:



REQUEST APPOINTMENT

2. Patient can call into the office to request a telehealth appointment



Once an appointment has been set, obtain the provider's special url address.

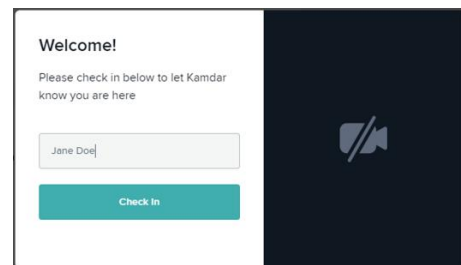
Example: <https://doxy.me/DrSmith>

How to Access Your Appointment

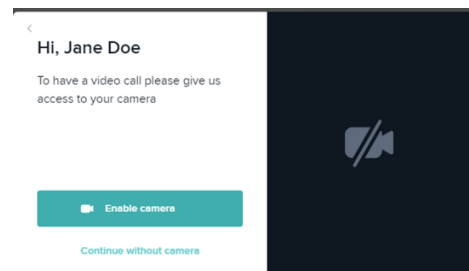
Please log onto the special url given 5 minutes prior to your appointment time.

Example: <https://doxy.me/DrSmith>

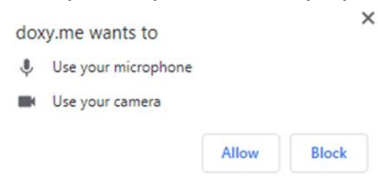
Please enter your name and click the Check In button



Ensure to enable your camera



Be sure to allow both camera and microphone if your computer provides a pop-up.



You will now be placed into the waiting room.

Please stay connected and your provider will be with you soon!